

The Early Years Foundation Stage

at Haversham Village School



Mrs Smith
Teaching Assistant



Miss Holmes
Assistant Head
Teacher



Staff

Miss McEvoy
Class Teacher



Mr Ley
Head Teacher



Mrs Downs
Teaching Assistant



Mrs Gregory
School
Administrator





Midday Supervisors

‘Bringing out the best in everyone’



We prioritise -

- Getting to know your children
- Helping children to feel settled and happy
- Providing children with engaging and stimulating activities that consolidate and challenge their thinking
- Developing children's social, emotional and personal skills so that they develop into confident members of the school community who are sensitive to others
- Developing children's communication and language
- Readiness for Year 1 and beyond

Statutory Framework for the Early Years Foundation Stage

‘Every child deserves the best possible start in life and the support that enables them to fulfil their potential.’

‘Children develop quickly in the early years and a child’s experiences between birth and age five have a major impact on their future life chances.’

‘A secure, safe and happy childhood is important in its own right.’

‘Good parenting and high quality early learning together provide the foundation children need to make the most of their abilities and talents as they grow up.’

Areas of learning and development

Prime Areas

Communication and Language

Physical Development

Personal, Social and Emotional Development

Specific Areas

Literacy

Mathematics

Understanding The World


Expressive Arts and Design

Our Curriculum

Activities are carefully planned to allow for development in each area of learning.



Careful monitoring of children's progress takes place regularly.



We offer a story-based curriculum which fosters all seven areas of learning.

The children's interests and next steps are at the centre of what we plan.

Our Curriculum

The children take part in short sessions together on the carpet, eg phonics, maths, circle time, and music.



Explore and Learn

- Carefully planned activities designed for the children to either consolidate or extend their understanding in the seven areas of learning.
- Children select which activities they would like to learn through.
- Children are split into two groups for Explore and Learn (Peter Rabbits and Benjamin Bunnies) to ensure that all children have equal access to outside and inside provision.
- Adults engage with children in play situations to assess their understanding, address any misunderstandings and to provide challenge.
- Developing children's language and communication is key to all activities.

Story-based curriculum



The Three Little Pigs

The Jolly Postman

Cinderella



Jack and the beanstalk

The Very Hungry
Caterpillar

Harry and his bucketful
of dinosaurs




Play – Based Curriculum



Learning through play is an integral part
of the Early Years Foundation Stage.



Woodland Wonder



Assessment

It is through their play, as well as adult directed activities, that we gain evidence for each of the seven areas of learning for each child.

You will receive a report at the end of the year detailing what your child has achieved in each area of learning, and whether they are 'emerging,' or 'expected,' in each area, also.

Building Independence

Asking questions and asking for help

Playing co-operatively with others

Listening to others

Solving problems

Sustaining concentration

Eating – using a knife and fork

Going to the toilet and washing hands

Generating ideas for how to approach an activity

Getting themselves dressed

The School Day

Beginning of the day

To start with – you will bring your children in through the back gate, up to the Foundation classroom, so that you can see your children through the door.

Miss McEvoy, Mrs Smith and Mrs Downs will be there to greet you and the children, and to settle the children into the classroom.

Once the children are more settled – you will bring your children to the front door, and they will walk up the corridor to the classroom.

Mrs Smith or Mrs Downs will be at the front door to support the children with coming into school.

Miss McEvoy will be in the classroom, waiting to greet the children.



The School Day

Morning

- Children come into school – put coat, water bottle, lunchbox, fruit and book bag away – everything has it's own space!
- Register and Special Helper jobs
- Story for the week (Monday)
- Phonics
- Explore and Learn
- Write Dance
- Play time (children can bring one piece of fruit outside onto the playground)
- Maths
- Explore and Learn



The School Day

Afternoon

- Explore and Learn
- Circle Time
- Computing
- P.E
- Topic
- R.E
- Music
- News
- Afternoon Play
- Fruit snack and story to finish the day





The School Day

End of the day

To start with – you will collect your children from the back gate
Miss McEvoy will wait with the children until you arrive.

Once the children are more settled – Miss McEvoy will walk the children down to the front door.
Miss McEvoy will only send children out of the front door when a parent has arrived and is in sight (inside the gates; not in the carpark).

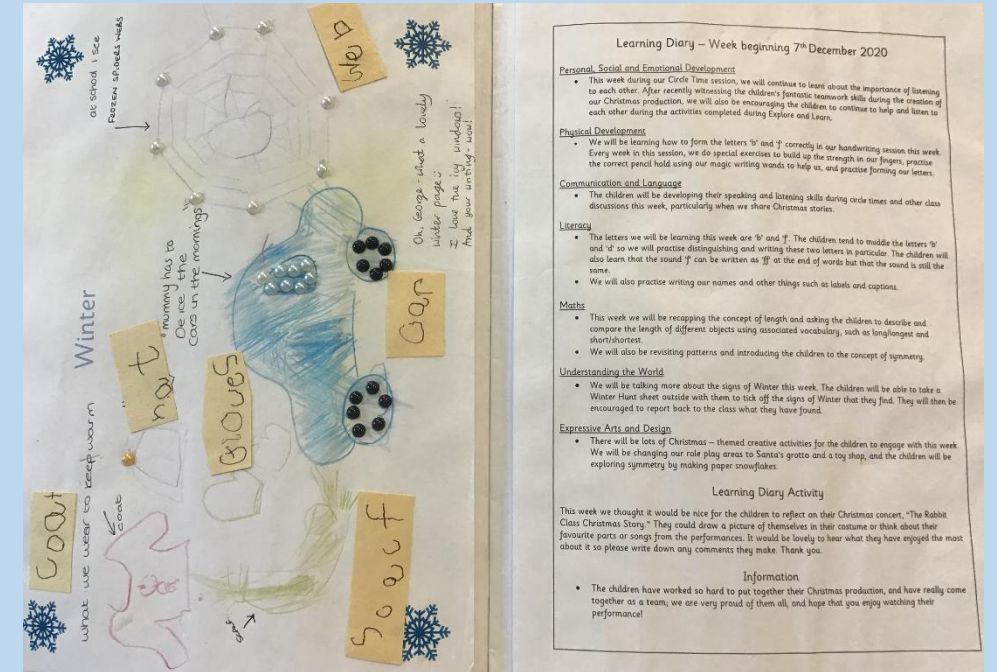
If someone other than a parent/guardian is picking your child up, please email or ring the office to let someone know. Miss McEvoy will not send the children out to anyone other than a parent/guardian unless we have been given notice of who will be collecting and on which day.

01908 312673

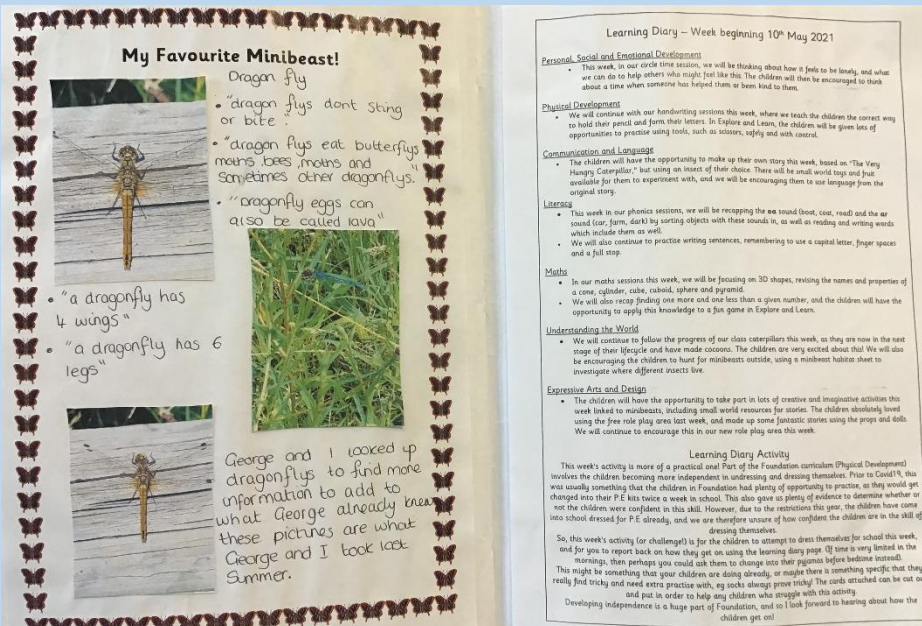
office@haversham.Milton-Keynes.sch.uk

Learning Diaries

Learning diaries are sent home weekly, and detail the next week's learning – for every area of learning.



There is an activity to complete at home, linked to the learning in school.



What do the children need to bring to school?

Book bag

Water bottle

Lunch box

(unless having a school lunch)

A coat

Weather-dependent clothing

(Caps, gloves, hat, scarves, etc)

A piece of fruit

For play time (put it in their book bag – the children will then put it in their tray)

Lunch

School lunches (free for Foundation and KS1) – can be ordered through school – a hot meal/salad and a pudding.

Packed lunches – a healthy lunch – please avoid chocolate and sweets, as well as nuts and eggs (current allergies)

Uniform and P.E Kit

Foundation and KS1 wear –

- Red Haversham jumper or cardigan
- White Haversham t-shirt
- Grey trousers or skirt (shorts and red summer dresses in warm weather)
- Black school shoes

P.E Kit –

- White Haversham P.E t-shirt
- Black Haversham shorts
- A black jacket and tracksuit bottoms (for cold weather)
- Trainers

Visit day – 8th July – Mrs Gregory will be available to speak to regarding uniform orders, and Claire Hill, our Friends' Chair will be selling second-hand uniform.

How you can help your child to prepare

Getting dressed and undressed

Eating with a knife and fork

Putting on a coat and shoes

Going to the toilet independently

Recognising and writing their own name

Practising washing hands

Who to speak to regarding any worries or problems

Mrs Gregory

Miss McEvoy

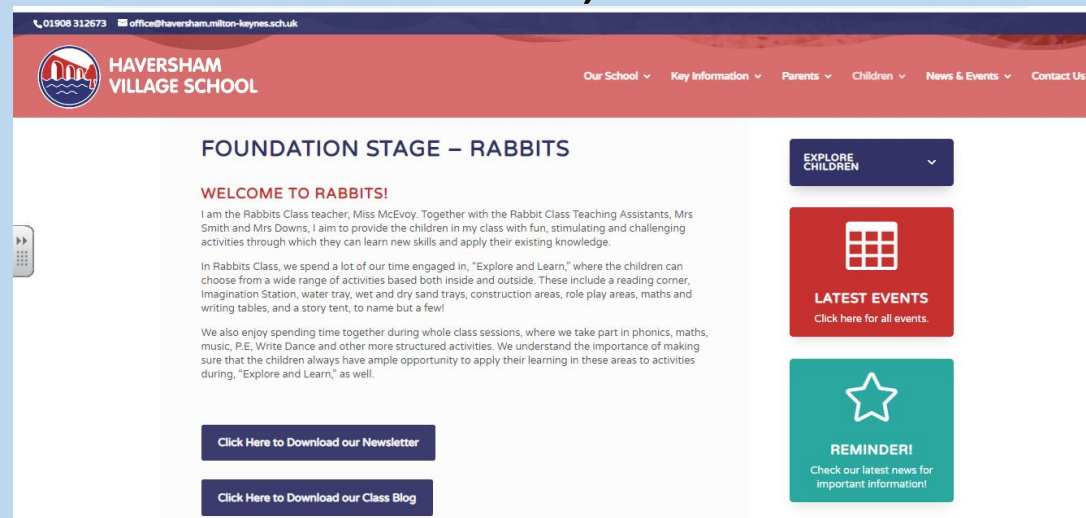
Mr Ley

To find out more...

Use the QR code sent to you to view the school prospectus

Use the twitter link on our website to view recent, exciting events

Look at the Foundation page on the website for information, newsletters and the current class blog



The End

No! Only the beginning...

